



**GOVERNMENT OF INDIA
MINISTRY OF LABOUR & EMPLOYMENT
LABOUR BUREAU**

‘CLEREMONT’, SHIMLA-171004

DATED: 30th September, 2020

F.No. 5/1/2020-CPI

Press Release

Consumer Price Index for Industrial Workers (CPI-IW) – August, 2020

The Labour Bureau, an attached office of the M/o Labour & Employment, has been compiling Consumer Price Index for Industrial Workers every month on the basis of the retail prices of selected items collected from 289 markets spread over 78 industrially important centres in the country. The index is compiled for 78 centres and All-India and is released on the last working day of succeeding month. The index for the month of August, 2020 is being released in this press release.

The All-India CPI-IW for August, 2020 increased by 2 points and stood at 338 (three hundred and thirty eight). On 1-month percentage change, it increased by (+) 0.60 per cent between July and August, 2020 compared to (+) 0.31 per cent increase between corresponding months of previous year.

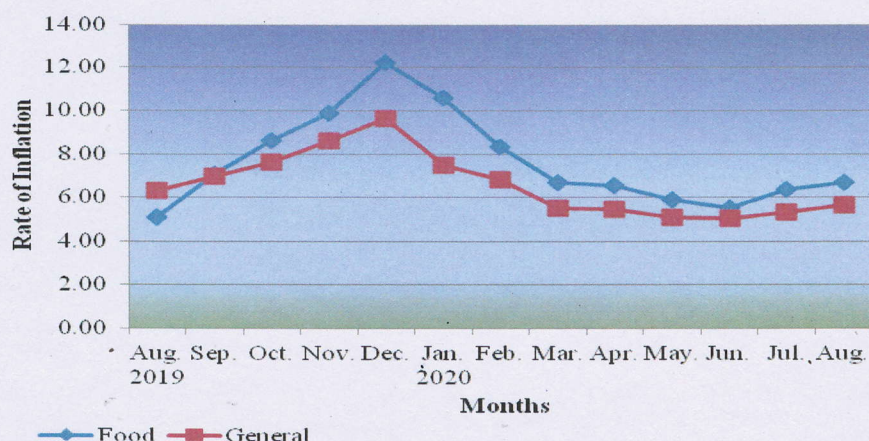
The maximum upward pressure in current index came from Food group contributing (+) 1.14 percentage points to the total change. At item level, Rice, Mustard Oil, Milk (Buffalo), Chillies Green, Onion, Brinjal, Carrot, French Bean, Gourd, Green Coriander Leaves, Lady Finger, Palak, Parval, Potato, Banana, Mango (Ripe), Tea (Readymade), Flowers/Flower Garlands, etc. are responsible for the increase in index. However, this increase was checked by Wheat, Wheat Atta, Fish Fresh, Goat Meat, Poultry (Chicken), Tomato, Guava, etc., putting downward pressure on the index.

At centre level, Coimbatore recorded the maximum increase of 9 points followed by Salem (7 points) and Madurai (6 points). Among others, 5 points increase was observed in 3 centres, 4 points in another 3 centres, 3 points in 12 centres, 2 points in 14 centres and 1 point in 16 centres. On the contrary, Labac-Silchar recorded the maximum decrease of 4 points. Among others, 2 points decrease was observed in 3 centres and 1 point in 8 centres. Rest of 15 centres' indices remained stationary.

The indices of 31 centres are above All-India Index and 47 centres' indices are below national average.

Year-on-year inflation based on all-items stood at 5.63 per cent for August, 2020 as compared to 5.33 per cent for the previous month and 6.31 per cent during the corresponding month of the previous year. Similarly, Food inflation stood at 6.67 per cent against 6.38 per cent of the previous month and 5.10 per cent during the corresponding month a year ago.

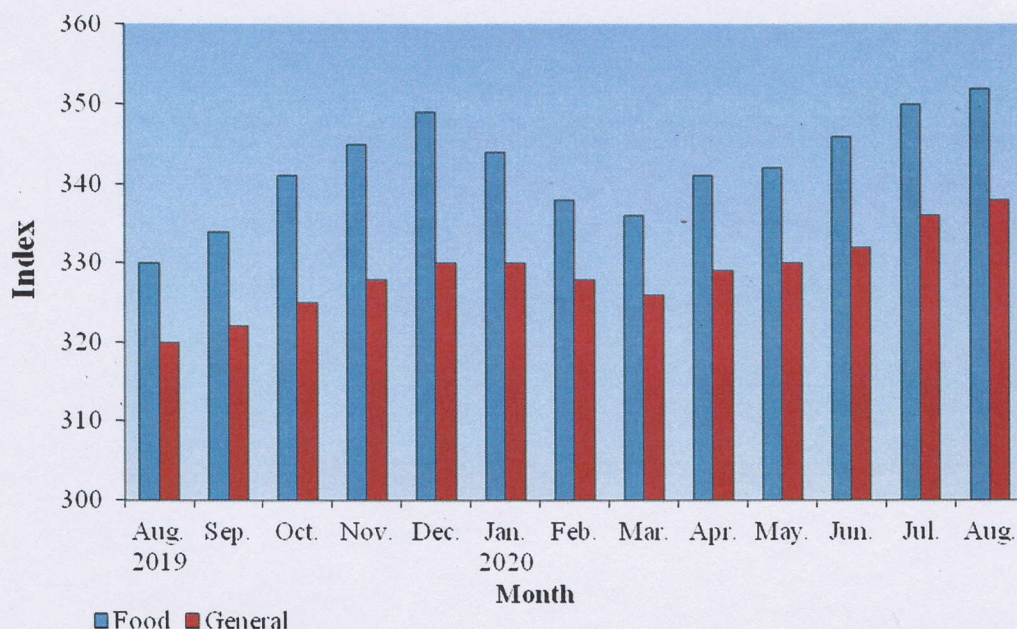
Y-o-Y Inflation based on CPI-IW (Food and General Indices)




All-India Group-wise CPI-IW for July and August, 2020

Sr. No.	Groups	August, 2019	July, 2020	August, 2020
I	Food Group	330	350	352
II	Pan, Supari, Tobacco & Intoxicants	391	406	408
III	Fuel & Light	282	299	299
IV	Housing	434	465	465
V	Clothing, Bedding & Footwear	226	229	230
VI	Miscellaneous Group	254	260	260
General Index		320	336	338

CPI-IW: Food and General Indices



The next issue of CPI-IW for the month of September, 2020 will be released on Thursday 29th October, 2020. The same will also be available on the office website www.labourbureaunew.gov.in.


 (Shyam Singh Negi)
 Deputy Director General