



**GOVERNMENT OF INDIA
MINISTRY OF LABOUR & EMPLOYMENT
LABOUR BUREAU**

'CLEREMONT', SHIMLA-171004

DATED: 30th April, 2021

F.No. 5/1/2021-CPI

Press Release

Consumer Price Index for Industrial Workers (2016=100) – March, 2021

The Labour Bureau, an attached office of the M/o Labour & Employment, has been compiling Consumer Price Index for Industrial Workers every month on the basis of retail prices collected from 317 markets spread over 88 industrially important centres in the country. The index is compiled for 88 centres and All-India and is released on the last working day of succeeding month. The index for the month of March, 2021 is being released in this press release.

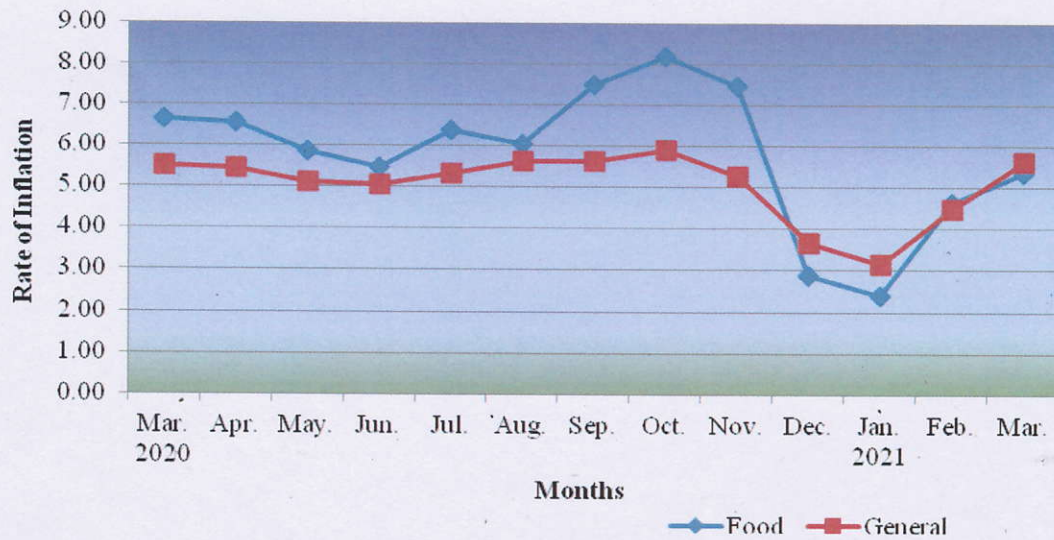
The All-India CPI-IW for March, 2021 increased by 0.6 points and stood at 119.6 (one hundred nineteen and point six). On 1-month percentage change, it increased by 0.50 per cent with respect to previous month whereas there was a decline of 0.61 per cent between corresponding months a year ago.

The maximum upward pressure in current index came from Fuel & Light group contributing 0.40 percentage points to the total change. It was further supplemented by Miscellaneous group contributing 0.15 percentage points to the total rise. At item level, Cooking Gas, Petrol, Poultry Chicken, Edible Oils, Apple, Orange, Tea Leaf, Served & Processed Packaged Food, etc. are responsible for the rise in index. However, this increase was mostly checked by vegetables putting downward pressure on the index.

At centre level, Jamshedpur and Sangrur recorded maximum increase of 3.0 points each. Among others, 4 centres observed an increase between 2 to 2.9 points, 22 centres between 1 to 1.9 points and 45 centres between 0 to 0.9 points. On the contrary, Doom-Dooma Tinsukia recorded a maximum decrease of 3.2 points. Among others, 2 centres observed a decline between 2.0 to 2.9 points, another 2 centres between 1 to 1.9 points and remaining 10 centres between 0 to 0.9 points.

Year-on-year inflation for the month stood at 5.64 per cent compared to 4.48 per cent for the previous month and 5.50 per cent during the corresponding month of the previous year. Similarly, Food inflation stood at 5.36 per cent against 4.64 per cent of the previous month and 6.67 per cent during the corresponding month a year ago.

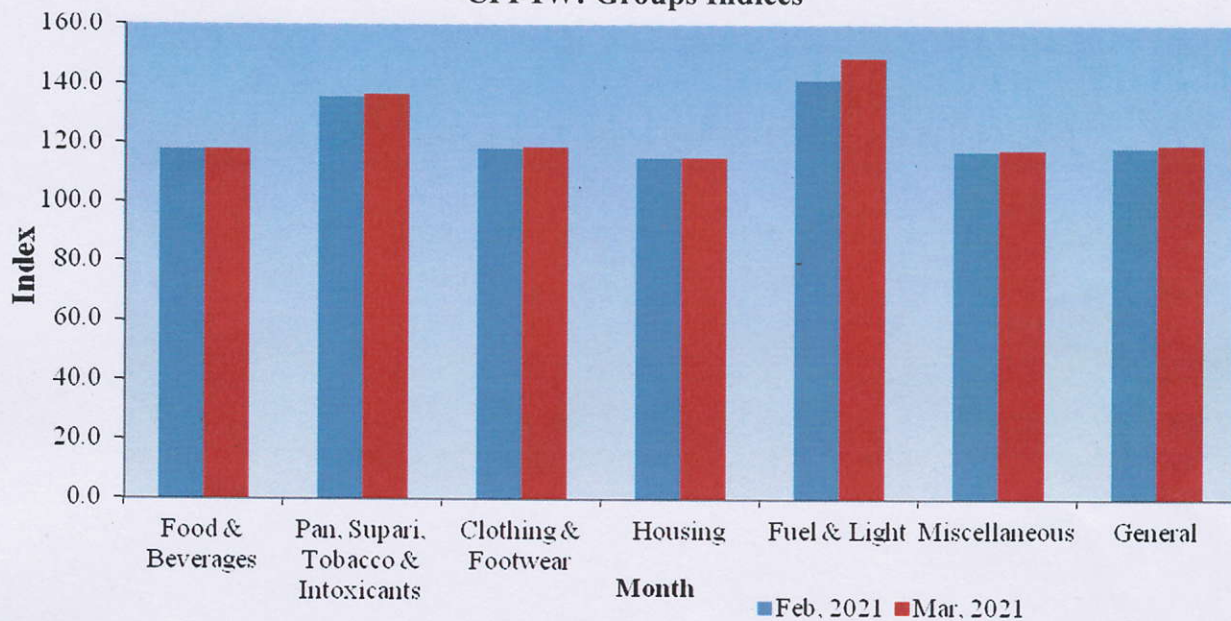
Y-o-Y Inflation based on CPI-IW (Food and General)




All-India Group-wise CPI-IW for February and March, 2021

Sr. No.	Groups	Feb., 2021	Mar., 2021
I	Food & Beverages	117.9	118.0
II	Pan, Supari, Tobacco & Intoxicants	135.8	136.5
III	Clothing & Footwear	118.4	118.7
IV	Housing	115.2	115.2
V	Fuel & Light	142.0	149.2
VI	Miscellaneous	117.6	118.1
General Index		119.0	119.6

CPI-IW: Groups Indices



The next issue of CPI-IW for the month of April, 2021 will be released on Monday 31st May, 2021. The same will also be available on the office website www.labourbureaunew.gov.in.


 (Shyam Singh Negi)
 Deputy Director General