



**GOVERNMENT OF INDIA
MINISTRY OF LABOUR & EMPLOYMENT
LABOUR BUREAU**

**'CLEREMONT', SHIMLA-171004
DATED: 30th September, 2021**

F.No. 5/1/2021-CPI

Press Release

Consumer Price Index for Industrial Workers (2016=100) – August, 2021

The Labour Bureau, an attached office of the M/o Labour & Employment, has been compiling Consumer Price Index for Industrial Workers every month on the basis of retail prices collected from 317 markets spread over 88 industrially important centres in the country. The index is compiled for 88 centres and All-India and is released on the last working day of succeeding month. The index for the month of August, 2021 is being released in this press release.

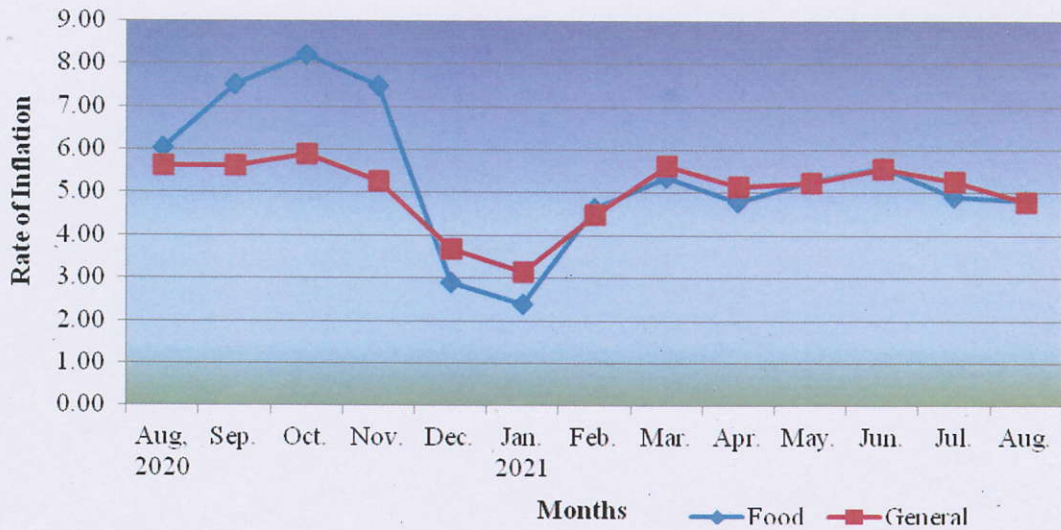
The All-India CPI-IW for August, 2021 increased by 0.1 point and stood at 123.0 (one hundred twenty three). On 1-month percentage change, it increased by 0.16 per cent with respect to previous month compared to an increase of 0.60 per cent recorded between corresponding months a year ago.

The maximum upward pressure in current index came from Miscellaneous group contributing 0.08 percentage points to the total change. At item level, Cow Milk, Dairy Milk, Mustard Oil, Palm Oil, Soyabean Oil, Almond, Sugar-white, Tea Leaf, Cooking Gas, Hospital/Nursing Home Charges, Petrol for Vehicle, Toilet Soap, etc. are responsible for the rise in index. However, this increase was largely checked by Rice, Eggs (Hen), Fish Fresh, Poultry/Chicken, Apple, Banana, Guava, Mausami, Bitter Gourd, Cucumber, Drum Stick, French Beans, Lady's Finger, Onion, Potato, etc. putting downward pressure on the index.

At centre level, Ludhiana recorded maximum increase of 3.5 points followed by Jalpaiguri, Guwahati, Jalandhar and Munger-Jamalpur with 2.9 points, 2.6 points, 2.1 points and 2.0 points respectively. Among others, 11 centres observed an increase between 1 to 1.9 points and 33 centres between 0.1 to 0.9 points. On the contrary, Coonoor recorded a maximum decrease of 5.5 points followed by Tirunelveli with 2.2 points. Among others, 5 centres observed a decline between 1 to 1.9 points and 26 centres between 0.1 to 0.9 points. Rest of 6 centres remained stationary.

Year-on-year inflation for the month stood at 4.79 per cent compared to 5.27 per cent for the previous month and 5.63 per cent during the corresponding month a year before. Similarly, Food inflation stood at 4.83 per cent against 4.91 per cent of the previous month and 6.06 per cent during the corresponding month a year ago.

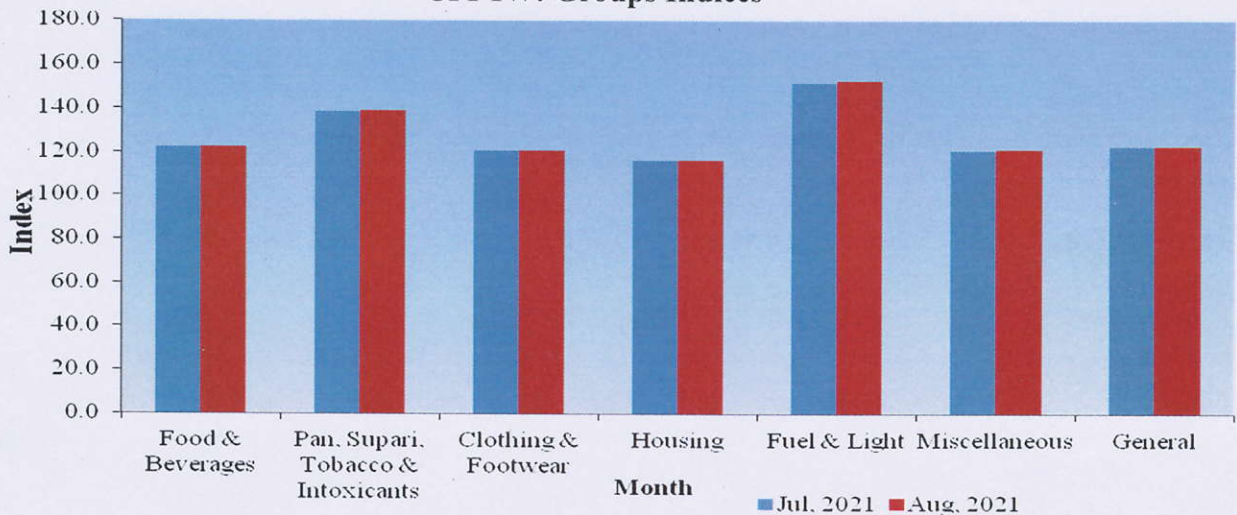
Y-o-Y Inflation based on CPI-IW (Food and General)



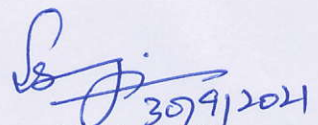
All-India Group-wise CPI-IW for July and August, 2021

Sr. No.	Groups	July, 2021	August, 2021
I	Food & Beverages	122.4	122.3
II	Pan, Supari, Tobacco & Intoxicants	138.9	139.1
III	Clothing & Footwear	120.8	121.0
IV	Housing	116.8	116.8
V	Fuel & Light	152.0	153.1
VI	Miscellaneous	121.1	121.3
	General Index	122.8	123.0

CPI-IW: Groups Indices



The next issue of CPI-IW for the month of September, 2021 will be released on Friday, 29th October, 2021. The same will also be available on the office website www.labourbureaunew.gov.in.


 (Shyam Singh Negi)
 Deputy Director General