



**GOVERNMENT OF INDIA
MINISTRY OF LABOUR & EMPLOYMENT
LABOUR BUREAU**

‘CLEREMONT’, SHIMLA-171004

DATED: 29th October, 2021

F.No. 5/1/2021-CPI

Press Release

Consumer Price Index for Industrial Workers (2016=100) – September, 2021

The Labour Bureau, an attached office of the M/o Labour & Employment, has been compiling Consumer Price Index for Industrial Workers every month on the basis of retail prices collected from 317 markets spread over 88 industrially important centres in the country. The index is compiled for 88 centres and All-India and is released on the last working day of succeeding month. The index for the month of September, 2021 is being released in this press release.

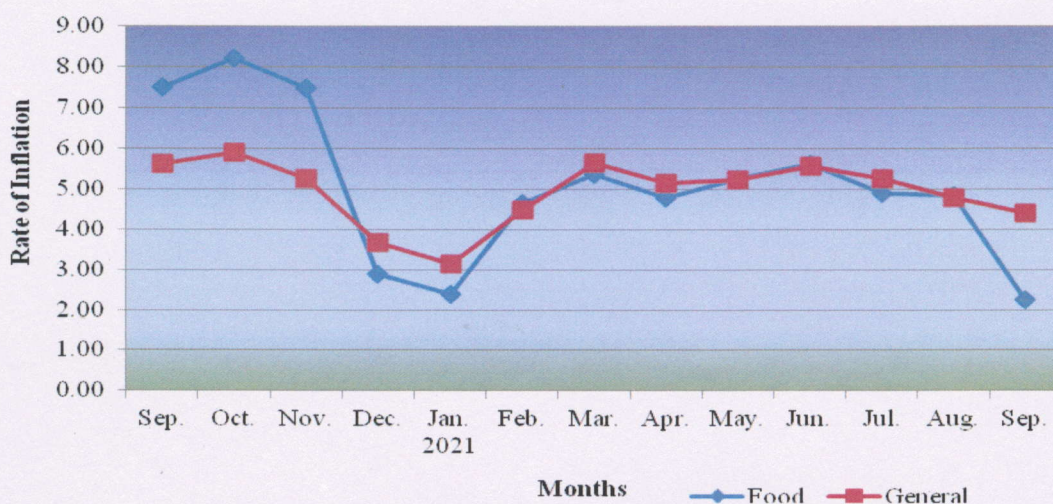
The All-India CPI-IW for September, 2021 increased by 0.3 points and stood at 123.3 (one hundred twenty three and point three). On 1-month percentage change, it increased by 0.24 per cent with respect to previous month compared to an increase of 0.62 per cent recorded between corresponding months a year ago.

The maximum upward pressure in current index came from Fuel & Light group contributing 0.21 percentage points to the total change. At item level, Cooking Gas, Fire wood & Chips, Match Box, Poultry/Chicken, Mustard Oil, Brinjal, Sugar-white, Doctor/Surgeon's Fee, etc. are responsible for the rise in index. However, this increase was largely checked by Rice, Apple, Petrol for Vehicle, etc. putting downward pressure on the index.

At centre level, Haldia recorded maximum increase of 3.2 points followed by Tirunelveli and Darjeeling with 3 points each. Among others, 5 centres observed an increase between 2 to 2.9 points, 19 centres between 1 to 1.9 points and 36 centres between 0.1 to 0.9 points. On the contrary, Bokaro recorded a maximum decrease of 1.8 points followed by Chennai and Salem with 1.7 and 1.2 points respectively. Among others, 19 centres observed a decline between 0.1 to 0.9 points. Rest of 3 centres remained stationary.

Year-on-year inflation for the month stood at 4.41 per cent compared to 4.79 per cent for the previous month and 5.62 per cent during the corresponding month a year before. Similarly, Food inflation stood at 2.26 per cent against 4.83 per cent of the previous month and 7.51 per cent during the corresponding month a year ago.

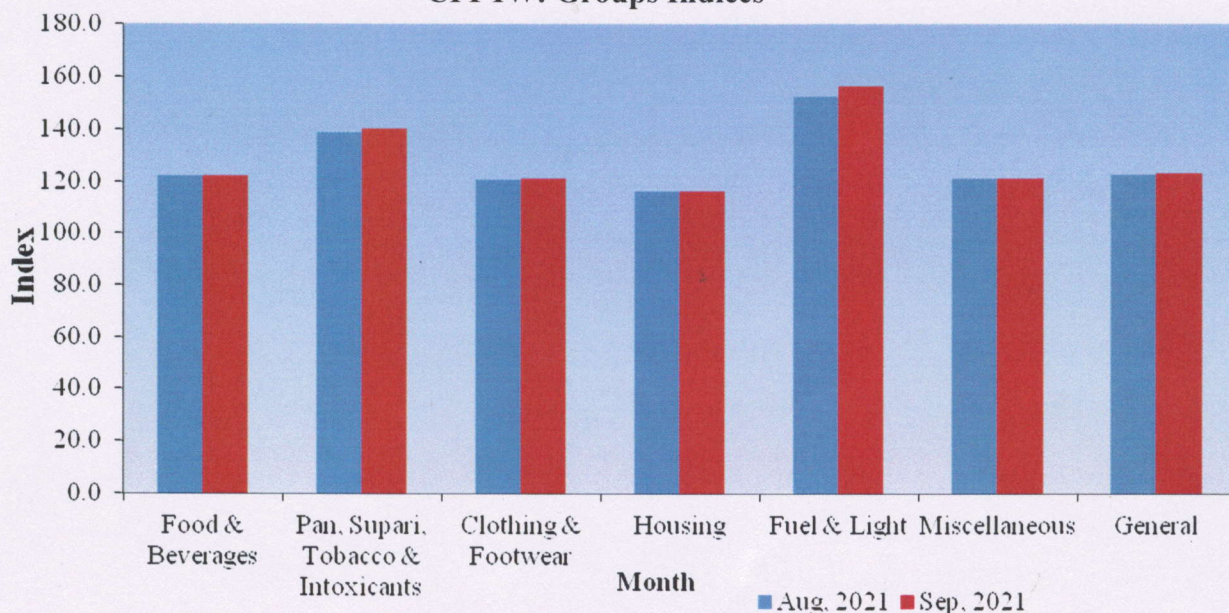
Y-o-Y Inflation based on CPI-IW (Food and General)




All-India Group-wise CPI-IW for August and September, 2021

Sr. No.	Groups	August, 2021	September, 2021
I	Food & Beverages	122.3	122.4
II	Pan, Supari, Tobacco & Intoxicants	139.1	140.8
III	Clothing & Footwear	121.0	121.5
IV	Housing	116.8	116.8
V	Fuel & Light	153.1	156.9
VI	Miscellaneous	121.3	121.7
	General Index	123.0	123.3

CPI-IW: Groups Indices



The next issue of CPI-IW for the month of October, 2021 will be released on Tuesday, 30th November, 2021. The same will also be available on the office website www.labourbureaunew.gov.in.


 (Shyam Singh Negi)
 Deputy Director General